

LET'S PLAY AND DO SPORT!

A. Language Focus

What is your favorite sport? : My favorite sport is badminton.
Apa olah raga kesukaanmu? : Olah raga kesukaanmu adalah bulu tangkis.

Saya suka : I like ...
I like football





Saya tidak suka ... : I don't like ...
I don't like tennis

B. Listening

Task 1

Listen to your teacher read the following objects. Then repeat it!

(Dengarkan gurumu membacakan beberapa nama benda berikut dan tirukan!)




			
Swing	Snake and Ladder	Tug of War	See Saw
			
Playing Yoyo	Monopoli	Slide	Playing Top

			
Sack Race	Rope Skipping	Dakon	Go Back To Door
			
Playing Marbles	Playing Stilts	Hide and Seek	Playing Kite

Task 2

Listen to your teacher read the following objects. Then repeat it!

(Dengarkan gurumu membacakan beberapa nama benda berikut dan tirukan!)

			
Cycling	Football	Jogging	Swimming

Task 3

Listen this song and complete the song from the audio!

(Dengarkan dan lengkapi lagu dari audio!)

I (.....) (.....)

I (.....) (.....) , I (.....) (.....), I (.....)
(.....) (yeah yeah yeah)

Me too, me too, me too.... I (.....) (.....) too.

I (.....) (.....), I (.....) (.....), I (.....) (.....)
(yeah yeah yeah). Me too, me too, me too... I like tennis too.

Let's (.....) (.....)

Let's (.....) (.....), let's (.....) (.....).

Okay, okay, let's (.....) (.....).

Let's (.....) (.....), let's (.....) (.....)

(.....), I can't, (.....), I can't

C. Speaking

Task 1

Complete the dialogue!

(Lengkapi dialog berikut!)

Example: playing dakon - playing kite

X : Do you like playing dakon?

Y : No, I don't like it

X : What do you like to play?

Y : I like playing kite

1. Playing tennis - playing badminton

X :

Y :

X :

Y :

2. Cycling - swimming

X :

Y :

X :

Y :

3. Playing chess - playing halma

X :

Y :

X :

Y :

4. Playing basketball - playing volleyball

X :

Y :

X :

Y :

5. Playing marbles - playing top

X :

Y :

X :

Y :

D. Writing

Task 1

Look at the table and make sentences!

(Lihatlah tabel dan buatlah kalimat!)

Name	Sack Races	Tug of war	Marbles	see saw
Ayu	X	X	X	√
Nadia	√	X	X	X
Cindi	√	X	X	X
Danish	X	√	X	X
Pandu	X	X	√	X
Rheta	X	X	X	√

1. Ayu likes playing see saw

2.

3.

4.

5.

E. Reading

Task 1

Read the text below and answer the questions!

(Baca teks di bawah ini dan jawablah pertanyaan-pertanyaannya!)

Look at the children!

They are playing in the garden.

They are playing hide and seek.

They are playing in the afternoon.

They look very tired after playing.

So they are drinking much water.

They are very happy.

Questions!

1. The children are in the
2. They are playing
3. They are playing in the
4. They look After playing.
5. They are Water.

COMPETENCY TEST

I. Choose the best answer!

1. A : What is your favorite ...?

B : Football

a. Sport

b. Food

c. Game

2. A : Do you like playing ...?

B : Yes, I do.

a. Tennis

b. Badminton

c. Football



3. I like playing ...

I play it in the yard twice a week.

a. Hide and seek

b. Marble

c. Kite



4. I like to play ... It's very healthy.

a. Hopscotch

b. Tug of war

c. See saw




5. A : Do you like playing ...?

B : No, I don't

a. Puzzle

b. Chess

c. Dakon



6. Dave : What is your favorite game?

Sony : my favorite game is ...

a. Marble

b. Puzzle

c. Kite



7. What is your favorite sport?

My favorite sport is ...

a. Swimming

b. Cycling

c. Running



8. A : Do you like playing ...?

B : Yes, I do.

a. Doll

b. Top

c. Hula hop



9. ... is good for our body.

It makes us strong.

a. Walking

b. Cycling

c. Running




10. My sister likes He does it every morning.

a. Running

b. Cycling

c. Swimming



11. The girls like playing They are so cute.

a. Toys

b. Dolls

c. Robot

12. A : Do you like playing tennis?

B : ...

a. No, I don't

b. Yes, it is

c. No, it not



13. A : Do you like ... ?

B : No, I don't

- a. Boxing
- b. Tennis
- c. Running



10. My brother is very smart. He likes playing

C - S - S - E - H

14. ... is a traditional game from Indonesia.

It's so fun.

- a. Top
- b. Dakon
- c. Doll



15. I don't like ...

I am scare of height.

- a. Camping
- b. Hiking
- c. Wall climbing



II. Answer the questions!

1. Look, the boys are playing ...

They are so happy.



2. Look at the girl, she is playing ...

3. A : is Ali playing?

B : Yes, he is

4. A : Is Andy playing tennis?

B :



5. Arrange the letters!

C - L - Y - N - G - I - C =

6. The children are playing in the

Arrange the words!

7. Like - I - marble - playing =

8. Don't like - I - chess - playing =

9. The student like playing ...

III. Read and answer!

I am Rio and I love sport.

My favorite sport is football.

I play it everyday with my friends from school.

My brother teaches me a lot about football.

We used to practice in yard.

I want to be a football player.

I want to join Indonesian Football team.

I always practice hard.

1. Who is the boy's name?

2. Does he like football?

3. Who teach him?

4. Where do they practice?

5. What does he want to be?

CLOTHES

B. Language Focus

Question Word merupakan hal umum dan harus selalu diingat. Untuk mempermudah mengingatnya kata tanya ini biasanya disingkat dengan 5W 1H.

- Who : Siapa (Menanyakan orang)
- What : apa (menanyakan hal/ benda)
- Where : dimana (menanyakan tempat)
- When : kapan (menanyakan waktu/ kejadian)
- Why : mengapa (menanyakan alasan)
- How : bagaimana (menanyakan cara, kondisi/ keadaan)

What clothes do you like to wear?

I like to wear ... Shirt

I like wearing ... T-Shirt

Dress

What color is your jacket?

My jacket is ... Blue, red , yellow.

B. Listening

Task 1

Listen to your teacher read the following objects. Then repeat it!

(Dengarkan gurumu membacakan beberapa nama benda berikut dan tirukan!)

 Jacket	 Uniform	 Blanket	 Hat	 T-Shirt
 Dress	 Tie	 Slippers	 Veil	 Socks
 Skirt	 Shirt	 Blouse	 Coat	 Trousers
 Shoe	 Belt	 Scarft	 Short	 Cap
 Pyjama	 Stocking	 Swimsuit	 Ribbon	 Handkerchief

Task 3

Listen and complete the dialogue fro the audio!

(Denqarkan dan lenqkapi percakapan dari audio!)

1. Put On

Dog : it's (.....).

Aldy : Let's (.....) outside!

Aldo : (.....)

Mom : it's cold and windy. Put on your (.....) please.

Aldo : Thank you mom.

Mom : Put on your -

Aldo : (.....) mom.

2. Dad : It's sunny but cold outside.

Mom : Let's check the presents

Dad : Okay.

Aldo : (.....), (.....), (.....), and (.....).

Rita : Pies, and cookies too.

Dad : (.....).

Mom : Put on your (.....).

Leo : Is this mine?

Mom : Yes, its yours. Put on your (.....) too.

Rita : Is this yours?

Aldo : No, its not mine.

Leo : Oh, its mine.

Dad : Okay, now (.....)!

C. Speaking

Task 1

Complete the dialogue!

(Lengkapi dialog berikut!)

1. Surya : Hello Rizal, good
- Rizal : Hello Surya, good morning.
- Surya : Are you?
- Rizal : I am, thank you, and you?
- Surya : I am fine too.
- Rizal : Do you go on Saturday night?
- Surya : I go to the Party.
I Wear trousers, shirt, shoes, socks, belt.

Birthday	Fine
Morning	Usually
How	Where

2. Vina : Hi, Ayu! Good afternoon.
- Ayu : Hi Vina
- Vina : How are?
- Ayu : I am fine,, and you?
- Vina : I am Too.
- Ayu : Do you have many In your cupboard?
- Vina : Yes, I
- Ayu : What kind of clothes do you?
- Vina : Have dress, blouse, skirt, sweater, jeans, t-shirt, etc.
- Ayu : Okay, thank you for Information.
- Vina : you're

I	fine
Your	have
Clothes	thank you
Do	you
Welcome	good afternoon

D. Writing

Task 1

Arrange these words into correct sentences!

(Susunlah kata-kata berikut menjadi kalimat yang benar!)

1. Like - do - wearing - you - T-shirt - ?

.....

Artinya :

2. Uniform - your - school - color - is - what - ?

.....

Artinya :

3. Wearing - Anita - like - doesn't - dress - a white

.....

Artinya :

4. I - every - wear - Sunday - red - and white - uniform

.....

Artinya :

5. A pair - of - trousers - Joni - is - wearing

.....

Artinya :

6. Uniform - on - do - wear - students - batik - Saturday - ?

.....

Artinya :

7. The - wear - students - must - socks - white

.....

Artinya :

8. Brother - wearing - his - likes - jeans

.....

Artinya :

9. Every - wash - my - Sunday - I - clothes

.....

Artinya :

10. Children - like - the - short - wearing

.....

Artinya :

E. Reading

Task 1

Read the text below and answer the questions!

(Baca teks di bawah ini dan jawablah pertanyaan-pertanyaannya!)

Rio's uniform

Today is Monday morning.

Rio is going to go to school.

He wears uniform.

The color is white and red.

He wears a cap and tie. They are red and the belt is black.

He also wears black shoes and white socks.

His bag is blue. He goes to school on foot.

He does not ride a bike because the school is near from his house.

1. What day is it today?
2. Who goes to school?
3. Does Rio wear uniform?
4. What color is the uniform?
5. What does he wear on his head?
6. What color is his belt?
7. Does he bring a red bag?
8. Are his socks white?
9. What color are the shoes?
10. How does he go to school?

COMPETENCE TEST

I. Choose the best answer!

1. A : Is this a?

B : Yes, it is

- a. Scarf
- b. Sock
- c. Tie
- d. Shoes



2. Hailee wears a beautiful


- a. Dress
- b. Short
- c. Underwear
- d. Cap



3. A : What is it?

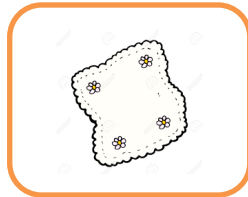
B : It is a

- a. Hat
- b. Tie
- c. Ribbon
- d. Handkerchief



4. The is white

- a. Skirt
- b. T-shirt
- c. Socks
- d. Handkerchief



5. The man is wearing

- a. Flag
- b. Tie
- c. Cap



d. Veil

6. The is green

- a. Cloth
- b. Shirt
- c. Ribbon
- d. T-shirt



7. The ... is on the table

- a. Blanket
- b. Dress
- c. Stocking
- d. Trousers



8. Habibah wears a

- a. Black cap
- b. White veil
- c. Blue hat
- d. Red dress




9. This is a black

- a. Veil
- b. Belt
- c. Socks
- d. Shoes



10. Calvin is wearing a pair of

- a. Short
- b. T-shirt
- c. Trousers
- d. Pyjama



11. Our flag is
- a. White and red
 - b. Red and white
 - c. Red and red
 - d. Blue and black

12. Selena wears a

- a. Cap
- b. Veil
- c. Hat
- d. Tie



13. A : Is it a shirt?

B :

- a. No, it is not
- b. Yes, it is
- c. Yes, this not
- d. Yes, I am



14. Taylor wears a

- a. Coat
- b. Rain coat
- c. Dress
- d. Pyjama



15. Is – that – a – red – cap

- a. That is cap a red
- b. Is that red a cap
- c. That is a red cap
- d. This is a cap red

16. Adriana likes wearing

- a. Tie
- b. Skirt
- c. Trousers
- d. Short



17. Ayu is wearing a

- a. Coat
- b. Scarf
- c. Ribbon
- d. Blouse



18. A : is it a?

B : Yes, it is

- a. Shoes
- b. Slippers
- c. Stocking
- d. Hat



19. Justin wears a

- a. Jacket
- b. Rain coat
- c. Pyjama
- d. Short



20. It is a

- a. Belt
- b. Socks
- c. Trouser
- d. Blanket



21. We must wear a to school

- a. Shorts
- b. Shirt
- c. Uniform
- d. T-shirt



22. My are dirty. I must wash them.

- a. Socks
- b. Shorts
- c. Shoes
- d. Trousers



23. This is a

- a. Dress
- b. Shirt
- c. Blouse
- d. Swimsuit



24. I put my in the laundry

- a. Shirt
- b. Short
- c. T-shirt
- d. Dress



25. I want to go to bed. I wear my

- a. Uniform
- b. Jeans
- c. Pyjama
- d. jacket



II. Answer the questions!

1. (+) That is an Umbrella

(-)

2. A : Is it a scarf?


B :

A : What is it?

B : It is a



3. Zedd wears a pair of



4. My mother wears a new batik.

Artinya:

Arrange!

5. not – those – of trousers – are – a pair

.....

SAVE THE ENERGY

C. Language Focus

Instruction (Aba-aba / Perintah)

Instruction adalah kalimat yang digunakan untuk meminta seseorang melakukan sesuatu untuk kita. Dalam bahasa inggris bentuk kalimat perintah adalah:

Verb (kata kerja) + O (objek).

Kalimat perintah selalu memiliki subjek. Ungkapan memberi aba-aba atau instruksi dalam mengerjakan sesuatu bisa digunakan berbagai ungkapan atau cara, sebagai berikut:

1. Bring the umbrella, please!
2. Put on your jacket, honey!

1. **Where** = Dimana / kemana digunakan untuk menanyakan suatu tempat atau lokasi suatu benda atau orang.

Where	is	the book	?
		the dress	
	are	the picture	
		the table	

that				table
this	is	on/in the		house
it				kitchen

Imperative sentence (K. Perintah): Response:

Contoh:

Contoh:

Turn off the radio, please!

Yes, Sir/Madam

Open the door, please!

Sure / Ok

Clean the floor, please!

Alright

Open the door!	Listen to me!
Close the window!	Sweep the floor!

B. Listening


Task 1

Listen to your teacher read the following objects. Then repeat it!


(Dengarkan gurumu membacakan beberapa nama benda berikut dan tirukan!)



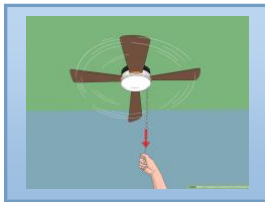
Turn off the TV!




Unplug cable!



Turn off the tap!



Switch off the fan!



Shut down the computer!



Open the window!



Turn off the lamp!



Turn off the stove!



Switch off the AC!

D. Speaking

Task 1

Let's practice it with your partner!

(Mari berlatih mempraktikkannya dengan temanmu!)

Dialogue 1

Teacher : okay student, this class is over. (1) off the AC please!

Student : Excuse me, Sir. May I (2) off the lamp?

Teacher : (3). We must save the energy. Turn off the (4) and the fan when it not used!

Student : yes Sir, we save the world with (5) energy and water.

Sure	are	how	lamp
Turn	save	switch	

Dialogue 2

Father : excuse me, do you know (6) to save energy?

Rico : sure. Turn off the TV.

Father : (7) you sure?

Rico : Yes, I am.

E. Writing

Task 1

Arrange these words into correct sentences!

(Susunlah kata-kata berikut menjadi kalimat yang benar!)

1. Water - the - don't - waste - !

.....

2. Down - shut - computer - the - !

.....

3. Dishes - the - wash - !

.....

4. Save - the - energy - must - we - !

.....

5. The - dishes - tap - the - close - after - washing - !

.....

6. Window - open - get - to - the - light - sun - !

.....

7. Energy - let's - save - !

.....

8. Cable - the - unplug - !

.....

9. Open - window - the - please - !

.....

10. Energy - of - source - the - main - sun - is - !

.....

F. Reading

Task 1

Read the text below and answer the questions!

(Baca teks di bawah ini dan jawablah pertanyaan-pertanyaannya!)

These are some ways to save energy at home.

First, switch off the lamp and fan.

Second, close the tap after washing the dishes.

Third, don't forget to turn off the stove.

Fourth, open the window to get sun light.

Let's save energy, let's save money.

1. How many ways to save the energy?
2. What is the second way?
3. Is the fourth way switch off the lamp and fan?
4. Is the third way don't forget to turn off the stove?
5. Is energy important for us?

G. Vocabulary

Save	: hemat	switch on	: menyalakan	turn on	: nyalakan
Switch off	: matikan	unplug	: cabut	turn off	: matikan
Tap	: keran	dishes	: piring kotor	shut down	: matikan
Forget	: lupa	need	: membutuhkan	electricity	: listrik

COMPETENCY TEST

I. Choose the best answer!

1. Ali : ..., can you explain about water conservation?

Adi : Sure, I will explain after breaking time.

- a. What
- b. Yes
- c. Excuse me
- d. How many

2. Fina : the room is very dark. ... The lamp, please!

Rara : sure.

- a. Switch on
- b. Switch off
- c. Turn on
- d. Save on

3. ... Please! It is very hot in this room.

- a. Turn on the fan
- b. Turn on the lamp
- c. Turn on the TV
- d. Turn on the computer

4. Teacher : can you ... Me how to save water?

Student : sure.

- a. Tell
- b. Give
- c. Go
- d. Take

5. Bayu : don't forget to ... A reusable bag for you shopping!

Cindi : okay

- a. Take
- b. Borrow
- c. Buy
- d. Bring

6. We must ... The electric power when your TV is sleep.

- a. Plug
- b. Unplug
- c. Install
- d. Hold on

7. Mr.Alex : ... The trees in front of your house! You won't need a fan to fresh the air.

Mrs. Dea : Really? Okay, I will.

- a. Plant
- b. Cut
- c. Take
- d. Give

8. Huda : ... The planet with reuse, reduce and recycle!

Heri : okay, our world will green and clean.

- a. Look
- b. Throw
- c. Bring
- d. Save

9. It's hot. Please open the ...

- a. Box
- b. Napkin
- c. Window
- d. Curtain

10. TV, refrigerator, rice cooker need ...

- a. Water
- b. Wind
- c. Electricity
- d. Fertilizer

11. Arrange the words into a good sentences!

Open - window - the - please - !

- a. Open the window please!
- b. The window open please!
- c. Please, the window open!
- d. The please open window!

12. Arrange the words into a good sentences!

Tap - please - close - the - !

- a. Close the tap please!
- b. The tap close please!
- c. Please the tap close!
- d. Please the close tap!

13. Be careful, it is very ... High voltage.

- a. Save
- b. Dangerous
- c. Easy
- d. Happy

14. The ... Doesn't need electricity.

- a. Bike
- b. Handphone
- c. Refrigerator
- d. TV

15. The ... Needs electricity.

- a. Bike
- b. Comb
- c. Hairdryer
- d. Broom

16. ... In the main source of energy.

- a. Sun

- b. Star
- c. Moon
- d. Cloud

17. ... Is a renewable energy.

- a. Lightening
- b. Windmill
- c. Thunder
- d. Batteries

18. We can use ... For alternative energy!

- a. Nuclear
- b. Solar cell
- c. Lightening
- d. Thunder

This text is for number 19 - 20

To : Andi

Teacher has meeting today. Don't forget to turn off the lamp, fan, and AC before leaving the classroom!

Teacher.

19. Is teacher in the classroom now?

- a. Yes, he is
- b. No, he is not
- c. No, I don't
- d. Yes, I do

20. The message is for ...

- a. Andi
- b. Students
- c. Teacher
- d. Headmaster

II. Answer the questions!

1. It is dark. Please switch table!
on

2. It is hot. Please open
the

3. A: Does the lamp Electricity?
B : yes, it does.

4. Don't forget to turn off the
After cooking.

5. I want to watch TV.
Please Down the computer!

6. Don't forget to turn off
the After taking a bath!

7. The computer on the

The message is for number 8 - 9

To : Andy

Mom is in the market now.

Don't forget to shut down the
computer in your bedroom.

Love

Mom

8. Where is mom?

9. Is the computer in the bedroom?

10. A : Can you help me to turn off the
AC?

B :

TRANSPORTATION

H. Language Focus

How do you go to ... ?

On foot

By bike

How do you go to school? I go to school

By motorcycle

By car

There are three types of transportation:

1. Land transportation
2. Sea transportation
3. Air transportation

Land Transportation (transportasi darat)

- Car
- Motorcycle
- Bicycle
- Truck
- Etc

Sea transportation (transportasi laut)

- Ship
- Boat
- Ferry
- Yacht
- Canoe
- Submarine (kapal selam)

Air transportation (transportasi udara)

- Airplane / plane
- Helicopter
- Jet
- Air balloon (Balon udara)

The name station of public transportation









- Bus = Bus station (terminal)
Bungurasih (Surabaya)
Kampung Rambutan (Jakarta)
- Train = Railway station (stasiun kereta api)
Wonokromo, Pasar Turi, Gubeng (Surabaya)
Pasar Senen, Gambir (Jakarta)
- Ship = Harbour (pelabuhan)
Tanjung Perak (Surabaya)
Tanjung Priok (Jakarta)
- Airplane = Airport (Bandara)
Juanda (Surabaya)
Soekarno Hatta, Halim Perdana Kusuma (Jakarta)









B. Listening

Task 1

Listen to your teacher read the following objects. Then repeat it!

(Dengarkan gurumu membacakan beberapa nama benda berikut dan tirukan!)

 Plane	 Motorcycle	 Helicopter	 Bicycle
 Pedicap	 Ambulance	 Truck	 Horse Chart

 Tanker	 Canoe	 Scooter	 Ferry
 Boat	 Bus	 Train	 Ship

C. Speaking

Task 1

Do as the example
(Kerjakan seperti contoh!)

1. Adi – Jakarta – Jeep

X : Does Adi go to Jakarta by Jeep?

Y : No, he does not

X : How does he go to Jakarta?

Y : He goes to Jakarta by Plane

2. Tono – Madura – Ship

X :

Y :

X :

Y :

3. Yudi – School – Bike

X :

Y :

X :

Y :

4. Mother – market – car

X :

Y :

X :

Y :

5. Father – office – scooter

X :

Y :

X :

Y :

D. Writing

Task 1

Arrange these words into correct sentences!

(Susunlah kata-kata berikut menjadi kalimat yang benar!)

1. Ride – bike – a – I – fastly

=

Artinya:

2. A – My – drives – taxi – father

=

Artinya:

3. Horse carriage – not – That – a – is

=

Artinya:

4. Drives – Mr. Rian – truck – a

=

Artinya:

5. Do – We – plane – not – go – by

=

Artinya:

Task 2

Arrange these words into correct sentences!

(Susunlah kata-kata berikut menjadi kalimat yang benar!)

1. My father - by taxi - goes - to office =

2. School - do you - go to - how - ? =

3. Rides - Anton - a bike - fastly =

4. On foot - my mother - goes - to market =

5. to Jakarta - do you - go -by train - ? =

E. Reading

Task 1

Read the text below and answer the questions!

(Baca teks di bawah ini dan jawablah pertanyaan-pertanyaannya!)

Going By Plane

My aunt, Anne, will come to Indonesia tomorrow. She comes from Australia. She will come here by plane. Plane is an air transportation. It is flown by a pilot. A steward or stewardess help to serve the passengers. Before taking the plane, my aunt should order a ticket first. The ticket is usually very expensive. Now, my family is waiting at the airport to pick her up.

Answer the questions!

1. What is the writer's aunt name?
2. Will she come here by plane?
3. How is the ticket price?
4. Who drives a plane?
5. What does she buy before taking a plane?

Write TRUE or FALSE in the blank!

1. Anne is the writer's name (.....)
2. She came to Indonesia last night (.....)
3. A plane is one of land transportation (.....)
4. A steward help the passengers (.....)
5. The ticket is not expensive (.....)

COMPETENCY TEST

I. Choose the best answer!

1. A plane is transportation.
 - a. Water
 - b. Air

- c. Land
- d. River

2. How do they go to bookshop?
 - a. By car
 - b. By taxi



- c. By motorcycle
- d. By bicycle

3. Adam goes to school

- a. On foot
- b. By car
- c. By bicycle
- d. By train



4. How does Taylor go to the studio?

- a. By bicycle
- b. By car
- c. By bus
- d. By taxi



5. Calvin wants to go to by train. He must go to

- a. Bungurasih Bus station
- b. Gubeng Railway Station
- c. Juanda Airpot
- d. Tanjung Perak Harbor

6. We go to the cinema by

- a. Train
- b. Plane
- c. Bus
- d. Taxi



7. The headmaster goes to school by

- a. Car
- b. Bus
- c. Taxi
- d. Train



8. The truck is transportation.

- a. Air
- b. Land
- c. Water
- d. River

9. Mother goes to the market bike.

- a. Be c. Bye
- b. By d. Bee

10. Trains are at the

- a. Station
- b. Harbour
- c. Terminal
- d. Airport

11. The has four wheels.

- a. Car
- b. Bicycle
- c. Ship
- d. Pedicap

12. Rawamangun, Bungurasih are names of

- a. Bus Station c. Rail station
- b. Harbor d. Airport

13. The driver drives taxi carefully

- a. Bus c. Plane
- b. Taxi d. Truck

14. Planes are at the

- a. Rail Station c. Bus Station
- b. Harbor d. Airport

15. We find at the harbor

- a. Bus c. Taxi
- b. Ship d. Train

16. Can we to Bali by train?

- a. Go c. Going
b. Fly d. Flying
17. A: do you go to school?
B: I go to school by bicycle
a. Where
b. Why
c. When
d. How
18. your father go to work by car?
a. Does c. Do
b. Is d. Are
19. Tanjung Perak is the name of
a. Harbor
b. Airport
c. Bus station
d. Railway Station
20. Juanda is the name of
a. Harbor c. Bus Station
b. Airport d. Railway Station
21. Gubeng is the name of
a. Harbor
b. Airport
c. Bus station
d. Railway station
22. Bungurasih is the name of
a. Harbor
b. Airport
c. Bus station
d. Railway station
23. is the railway station in Surabaya.
a. Kenjeran
- b. Purabaya
c. Pasar Turi
d. Tanjung Perak
24. Taylor goes to plaza by
a. Plane
b. Car
c. Ship
d. Ferry
25. X : Are there many train in the beach?
Y :
a. Yes these are
b. No, there are not
c. Yes, it is
d. No, it is not



II. Read and answer the questions!

My Uncle

Mr. Danish is my uncle.

He lives in Jakarta.

He wants to visit Surabaya by plane.

My family and I pick him up in Juanda Airport.

We go there by car.

1. What is your uncle's name?

2. Where do he live?
3. Where do he want to visit?
4. Does he want to visit Surabaya
by train?
5. Where do you pick him up?